

There are a number of activities and games you and your child can do with each set of cards. Here are just a few:


Read the Cards: "Read" the cards to your child. Next, show the child the cards one at a time and have him/her read it to you. If your child doesn't remember the name of the letter or the picture, simply give them the name.

Match: Put a set of cards out on a table or other flat surface face up. Ask your child to find all the cards that match and put them in piles. Ask them to name each pile. Children can match:

- Words that rhyme (Rhyming Cards)
- Words that begin with the same sound (Beginning Sound Cards)




HOP




MOP



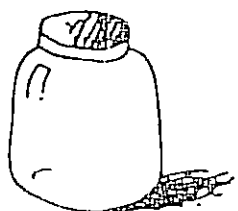
COOK



HOOK



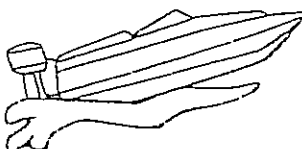
CAR




JAR



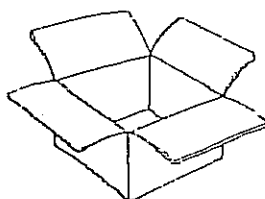
GOAT



BOAT



FOX



BOX



DOG




FROG




MOUSE



HOUSE



RUN



SUN